

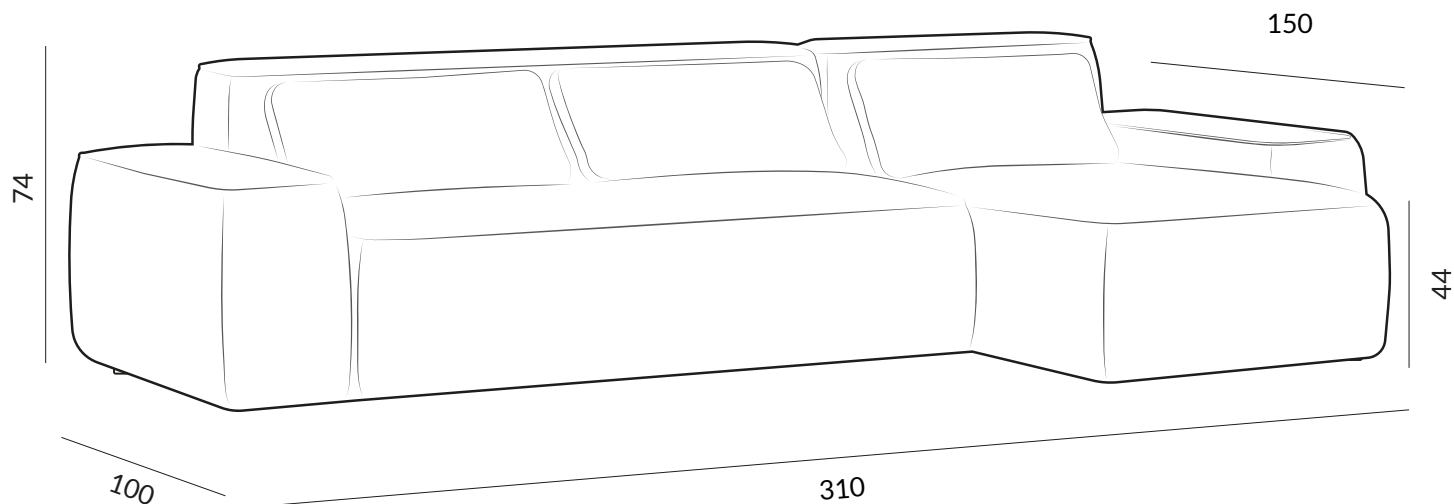
IWC HOME



STONE

www.iwchome.pl

UKŁAD NA ILUSTRACJI:
B1 L + ES3 + CH3 + B2 P



CHARAKTERYSTYKA MEBLA

**STELAŻ**

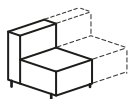
LISTWY DREWNIANE,
SKLEJKA,
PŁYTA WIÓROWA

**BOK**

BOK A: 25x100, H 55
BOK B1: 35x100, H 55
BOK B2: 35x100, H 55
BOK C: 25x100, H 74

**SIEDZISKO**

PASY TAPICERSKIE,
PIANKA HR,
KOŁDERKA Z GĘSIEGO PIERZA

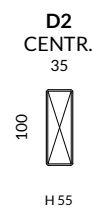
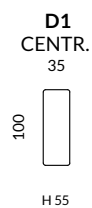
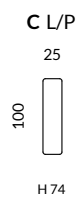
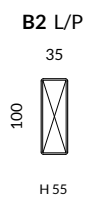
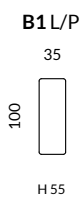
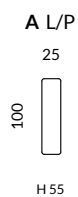
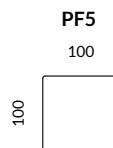
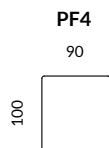
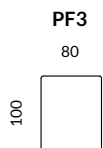
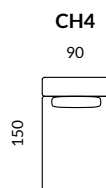
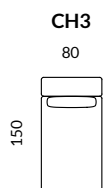
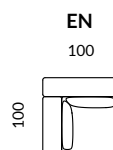
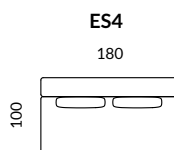
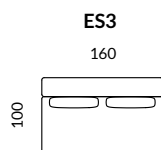
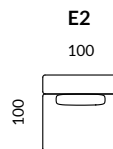
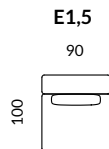
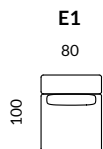
**KOLEKCJA
MODUŁOWA****OPARCIE**

PASY TAPICERSKIE,
PIANKA HR

**NOGI**

TWORZYWO CZARNE

ELEMENTY KOLEKCJI



E - ELEMENT SOFY

ES - ELEMENT SOFY

EN - ELEMENT NAROŻNY

CH - SZEZLONG

PF - PUFA

A, B1, C - BOK / PODŁOKIETNIK

B2 - BOK / PODŁOKIETNIK Z BŁATEM

D1 CENTR. - PODŁOKIETNIK ŚRODKOWY

D2 CENTR. - PODŁOKIETNIK ŚRODKOWY Z BŁATEM

L/P - LEWY/PRAWY

GŁ. MEBLA 100

WYS. MEBLA 74

WYS. SIEDZISKA 44

GŁ. SIEDZISKA 75