

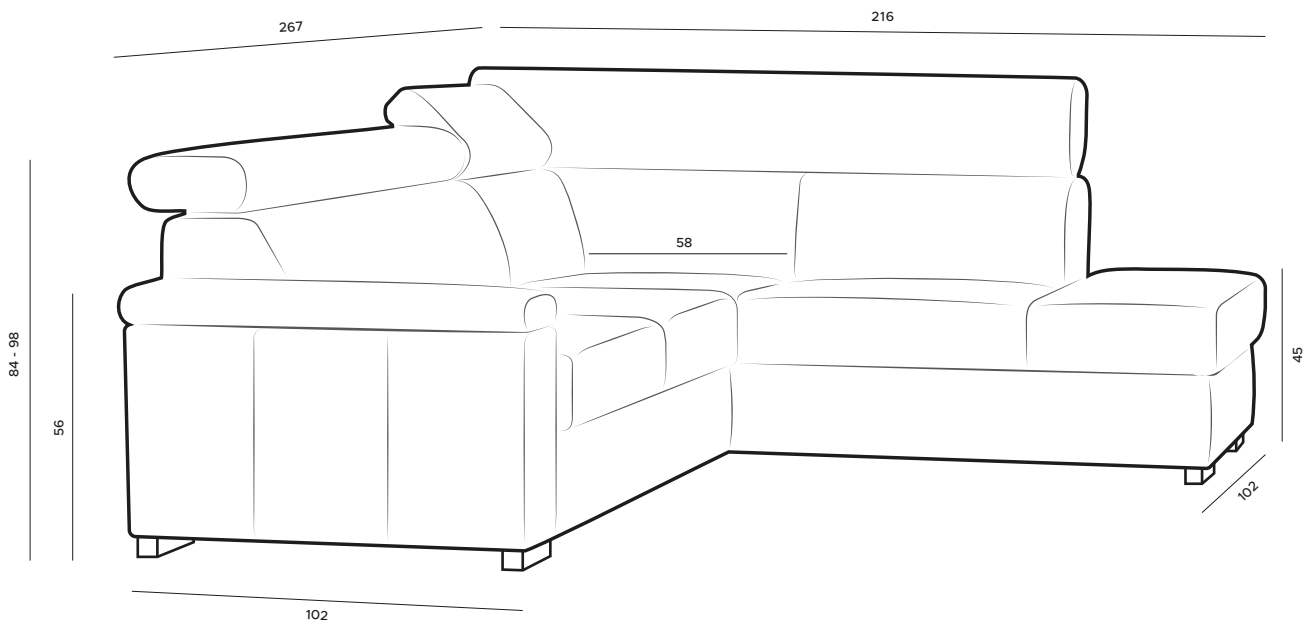
IWC HOME



HANOVER

[www.iwchome.pl](http://www.iwchome.pl)

UKŁAD NA ILUSTRACJI:  
A/L + ES2.1-W / EN3-P/P

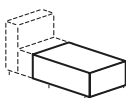


#### CHARAKTERYSTYKA MEBLA:



##### STELAŻ

LIŚTWY DREWNIANE,  
SKLEJKA,  
PŁYTA WÍOROWA



##### FUNKCJA SPANIA

SYSTEM DELFLIN: 125 X 197  
SYSTEM BELGIJSKI: 160 X 195



##### SIEDZISKO

PIANKA HR,  
SPREŻYNA FALISTA



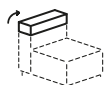
##### POJEMNIK

MODUŁY: ES2-P, EN1-P, EN2-P,  
EN3-P



##### OPARCIE

PIANKA PU

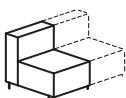


##### REGULOWANY ZAGŁÓWEK



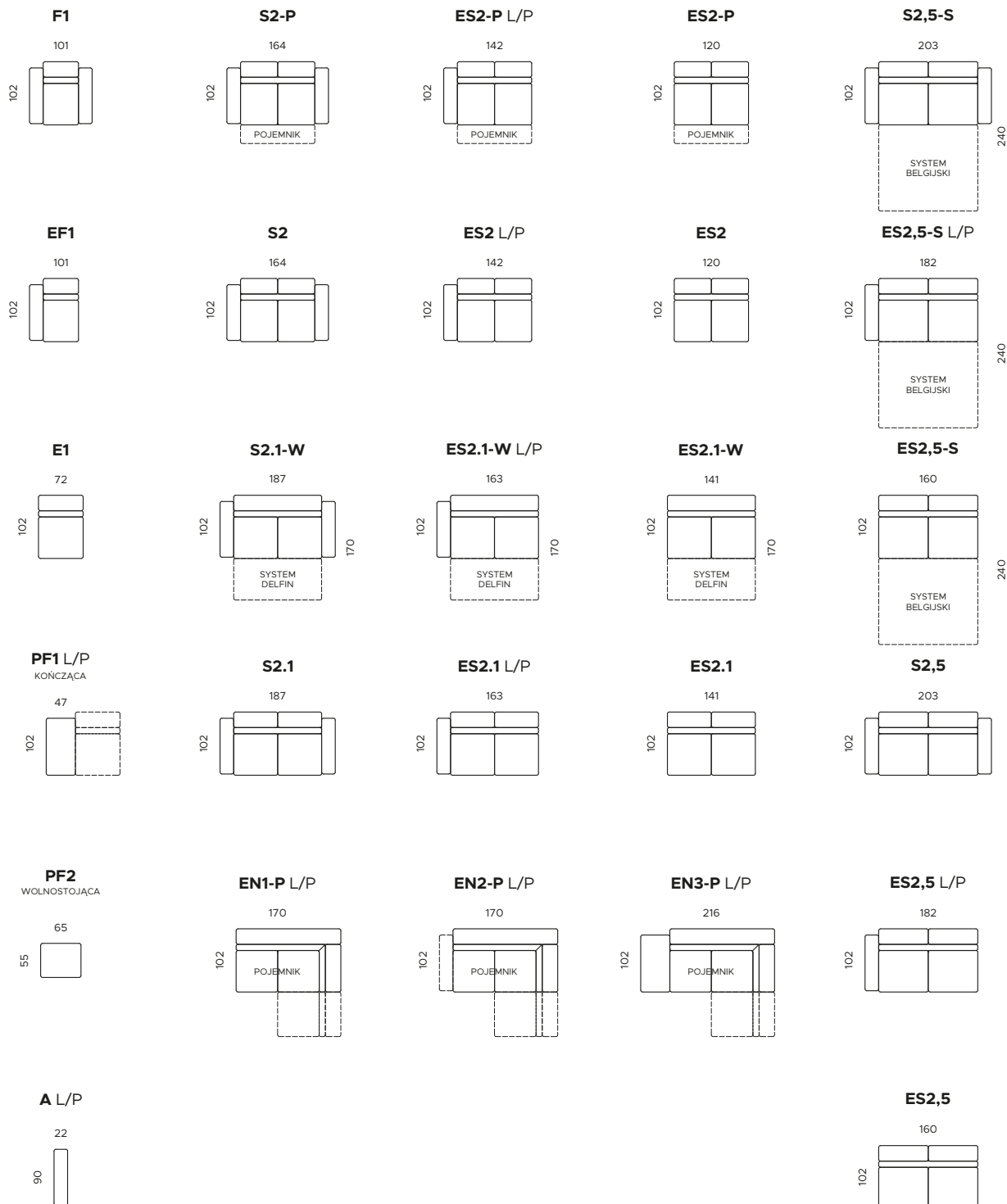
##### NOGI

DREWNIANE LUB  
TWORZYWO CHROM



##### KOLEKCJA MODUŁOWA

## ELEMENTY KOLEKCJI



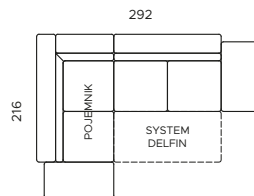
**E** - ELEMENT  
**S** - SOFA  
**ES** - ELEMENT SOFY  
**EN** - ELEMENT NAROŻNY  
**ET** - ELEMENT TERMINALA  
**F** - FOTEL  
**EF** - ELEMENT FOTEŁA  
**PF** - PUFA

**A** - BOK /PODŁOKIETNIK/  
**-P** - POJEMNIK  
**-W** - WÓZEK /SYSTEM DELFIN/  
**-S** - STELAŻ /SYSTEM BELGIJSKI/  
**L/P** - LEWY/PRAWY

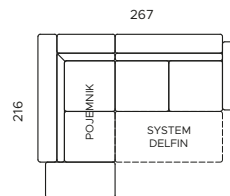
GŁ. MEBLA 102  
 WYS. MEBLA 84-98  
 WYS. SIEDZISKA 45  
 GŁ. SIEDZISKA 63

## PROPONOWANE UKŁADY

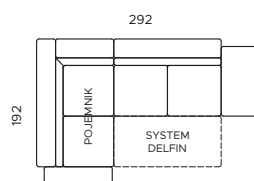
EN3-P/L + ES2.1-W + PF1/P



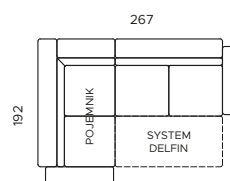
EN3-P/L + ES2.1-W/P



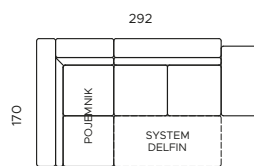
EN2-P/L + ES2.1-W + PF1/P



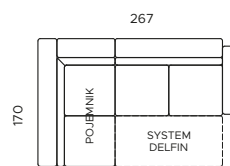
EN2-P/L + ES2.1-W/P



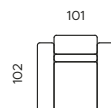
EN1-P/L + ES2.1-W + PF1/P



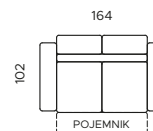
EN1-P/L + ES2.1-W/P



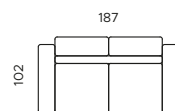
F1



S2-P



S2.1



S2,5-S

