


IWC HOME



CLOUD

[www.iwchome.pl](http://www.iwchome.pl)

UKŁAD NA ILUSTRACJI:  
B/L + E1,5 + E1,5 + CH4 + C/P



## CHARAKTERYSTYKA MEBLA:



### STELAŻ

LISTWY DREWNIANE,  
SKLEJKA,  
PŁYTA WIÓROWA



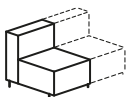
### BOK

BOK A: 25, H 55  
BOK B: 35, H 55  
BOK C: 25, H 74



### SIEDZISKO

PASY TAPICERSKIE,  
PIANKA HR,  
KOŁDERKA Z GĘSIEGO PIERZA



### KOLEKCJA MODUŁOWA



### OPARCIE

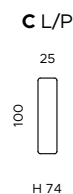
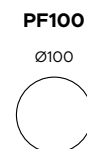
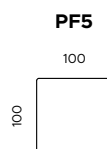
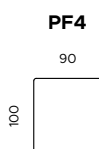
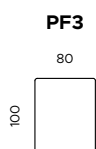
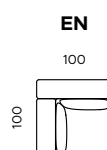
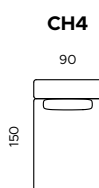
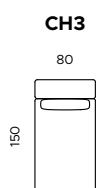
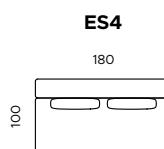
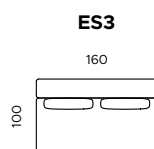
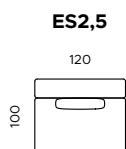
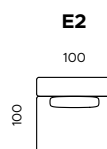
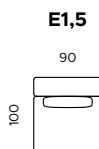
PASY TAPICERSKIE,  
PIANKA HR



### NOGI

TWORZYWO CZARNE

ELEMENTY KOLEKCJI

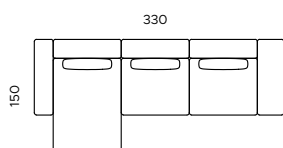


**ES** - ELEMENT SOFY  
**EN** - ELEMENT NAROŻNY  
**CH** - SZEZLONG  
**PF** - PUFA  
**A, B, C** - BOK /PODŁOKIETNIK/  
**L/P** - LEWY/PRAWY

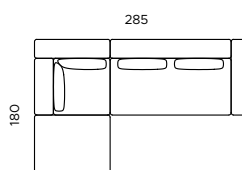
GŁ. MEBLA	100
WYS. MEBLA	74
WYS. SIEDZISKA	44
GŁ. SIEDZISKA	75

PROPONOWANE UKŁADY

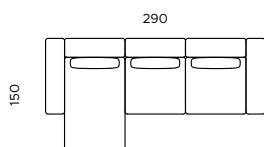
**C/L + CH4 + E1,5 + E1,5 + B/P**



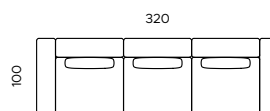
**PF3 + EN + ES3 + A/P**



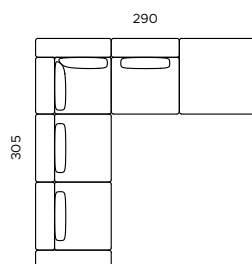
**A/L + CH3 + E1 + E1 + A/P**



**A/L + E1,5 + E1,5 + E1,5 + A/P**



**A/L + E1,5 + E1,5 + EN + E1,5 + PF4**



**A/L + ES3 + A/P**

